

The background of the image is a night scene of a canyon. The sky is dark blue and black, filled with numerous small white stars. The canyon walls are dark and rugged, with some green moss or vegetation visible on the right side. At the bottom of the canyon, there is a bright blue glow, possibly from a light source or a fire, illuminating the ground and the lower parts of the canyon walls.

YARDS

New Glamping Pods

Products Features



General Design

Modular Design

- **External:** Structure + Outer Cover + Windows, doors, and add-ons
- **Interior:** Bathroom + Flooring + Furniture + Appliances



Framework

Material: Painted steel tube

Optional Material: Aluminum alloy structure



Prefabricated structure

- 100% Prefabricated structure
- Movable, easy to install and dismount

Products Features



Roof & Cover



- Material: High strength PVDF architectural membrane
- Weight: 950g/m²
- Features: Waterproof, fireproof, mildew-proof, UV-resistant, tear-resistant

Window, door, and add-ons



- Window & Door: Broken bridge aluminum glass doors and windows (5+20+5mm)
- Optional Add-ons: Auto Skylight, Ventilate system, Fireplace and Chimney, etc.

Products Series



X Series



Q Series



J Series



L Series

X Series



50m²



38m²



28m²



20m²

Skylight & Auto Sunroof (Optional)

The outer Skylight is a non-openable transparent fabric, and the inner Sunroof is a remote control switchable sun shade.

Solar Exhaust Fan (Optional)

Solar energy storage remote control exhaust fan

Stove Jack(Optional)

Stove Jack kit, can be attached to regular fireplace chimney or custom stoves

Glass Door(Standard Configuration)

Double Glazed Aluminum Hollow Glass Door, the door and the frame combine perfectly and seamlessly

Glass Window(Standard Configuration)

Aluminum Glass Window, customized connection accessories to ensure sealing and waterproofing

Cover & Liner(Standard Configuration)

Outer cover: 850g/m² Double sided PVC knife coated fabric
Insulation liner: 500g/m² Double Layer Thermal Insulated Aluminum Foil Laminated Oxford Fabric

Struts (Standard Configuration)

High quality Q235 galvanized steel tube, baking paint surface(car-paint level)

Products by Areas

Optional Interior Add-ons



Bathroom Set(Optional)

- Wood Veneer Wall Panel*1
- Waterproof Floor*1
- Toilet*1
- Towel rack*1
- Ceiling*1
- Separated Shower*1
- Sink*1
- Shower-head set*1



Furniture(Optional)

- Solid wood bed/mat*1
- Wardrobe *1
- Leisure table*1
- Nightstand*2
- Sideboard *1
- Leisure Chair*2



Appliances(Optional)

- Air Conditioner*1(2P)
- Wall light*1
- Household Appliance*1
- Chandelier*1
- Water heater*1



Flooring System(Optional)

- Standard Click WPC Flooring
- Luxury Multilayer Solid Wood Flooring
- Electric Radiant Heating Solid Wood Flooring

X5

External
21m²

Inside
20m²

Terrace
0m²

Specifications

- **Strut Size:** 26*1.5mm
- **Outer Cover:** PVC 850g/m²
 - **Color:** White, Desert, Green, etc.
- **Diameter:** 5m
- **Lifespan:** 10 years
- **Strut Material:** Steel tube with baked paint finish
- **Insulation Liner:** Thermal Aluminum Foil Laminated Oxford Fabric
 - **Color:** White, Beige, Grey, etc.
- **External top height:** 3m
- **Wind Resistance:** Level 12

Standard Configuration:

- Framework,
- Outer Cover
- Insulation Liner
- Glass Door * 1
- Glass Window * 1



X6

External
30m²

Inside
28m²

Terrace
0m²

Specifications

- **Strut Size:** 26*1.5mm
- **Outer Cover:** PVC 850g/m²
 - **Color:** White, Desert, Green, etc.
- **Diameter:** 6m
- **Lifespan:** 10 years
- **Strut Material:** Steel tube with baked paint finish
- **Insulation Liner:** Thermal Insulated Aluminum Foil Laminated Oxford Fabric
 - **Color:** White, Beige, Grey, etc.
- **External top height:** 3.5m
- **Wind Resistance:** Level 12

Standard Configuration:

- Framework,
- Outer Cover
- Insulation Liner
- Glass Door * 1
- Glass Window * 1



X7

External
40m²

Inside
38.5m²

Terrace
0m²

Specifications

- **Strut Size:** 26*1.5mm
- **Outer Cover:** PVC 850g/m²
 - **Color:** White, Desert, Green, etc.
- **Diameter:** 7m
- **Lifespan:** 10 years
- **Strut Material:** Steel tube with baked paint finish
- **Insulation Liner:** Thermal Insulated Aluminum Foil Laminated Oxford Fabric
 - **Color:** White, Beige, Grey, etc.
- **External top height:** 4m
- **Wind Resistance:** Level 12

Standard Configuration:

- Framework,
- Outer Cover
- Insulation Liner
- Glass Door * 1
- Glass Window * 1



X8

External
52m²

Inside
50m²

Terrace
0m²

Specifications

- **Strut Size:** 32*2mm
- **Outer Cover:** PVC 850g/m²
 - **Color:** White, Desert, Green, etc.
- **Diameter:** 8m
- **Lifespan:** 10 years
- **Strut Material:** Steel tube with baked paint finish
- **Insulation Liner:** Thermal Insulated Aluminum Foil Laminated Oxford Fabric
 - **Color:** White, Beige, Grey, etc.
- **External top height:** 4.5m
- **Wind Resistance:** Level 12

Standard Configuration:

- Framework,
- Outer Cover
- Insulation Liner
- Glass Door * 1
- Glass Window * 1



Q Series



Solar Exhaust Fan (Optional)

Solar energy storage remote control exhaust fan

Stove Jack(Optional)

Stove Jack kit, can be attached to regular fireplace chimney or custom stoves

Glass Door(Standard Configuration)

Double Glazed Aluminum Hollow Glass Door, the door and the frame combine perfectly and seamlessly

Glass Window(Standard Configuration)

Aluminum Glass Window, customized connection accessories to ensure sealing and waterproofing

Cover & Liner(Standard Configuration)

Outer cover: 950g/m² Double sided PVDF Architectural Membrane
Insulation liner: 500/m² Double Layer Thermal Insulated Aluminum Foil Laminated Oxford Fabric

Framework (Standard Configuration)

High quality Q235 galvanized steel tube, baking paint surface(car-paint level)

Platform (Optional)

Anti-corrosion/anti-rust wood deck fixed by steel tube



Q1



Q2



Q3

[MORE STYLES](#)

Optional Interior Add-ons



Bathroom Set(Optional)

- Wood Veneer Wall Panel*1
- Waterproof Floor*1
- Toilet*1
- Towel rack*1
- Ceiling*1
- Separated Shower*1
- Sink*1
- Shower-head set*1



Furniture(Optional)

- Solid wood bed/mat*1
- Wardrobe *1
- Leisure table*1
- Nightstand*2
- Sideboard *1
- Leisure Chair*2



Appliances(Optional)

- Air Conditioner*1(2P)
- Wall light*1
- Household Appliance*1
- Chandelier*1
- Water heater*1



Flooring System(Optional)

- Standard Click WPC Flooring
- Luxury Multilayer Solid Wood Flooring
- Electric Radiant Heating Solid Wood Flooring

Q1

External
45m²

Inside
30m²

Terrace
5m²

Specifications

- **Tube Size:** 60*2mm
- **Outer Cover:** PVDF 950g/m²
 - **Color:** White, Desert, Green, etc.
- **External Size:** 7.6m*8m
- **Lifespan:** 15 years
- **Tube Material:** Steel tube with baked paint finish
- **Insulation Liner:** Thermal Insulated Aluminum Foil Laminated Oxford Fabric
 - **Color:** White, Beige, Grey, etc.
- **External top height:** 3.5m
- **Wind Resistance:** Level 12

Standard Configuration:

- Framework,
- Outer Cover
- Insulation Liner
- Glass Door * 1
- Glass Window * 1



Q2

External
55m²

Inside
30m²

Terrace
6m²

Standard Configuration:

- Framework,
- Outer Cover
- Insulation Liner
- Glass Door * 1
- Glass Window * 1

Specifications

- **Tube Size:** 80*2mm
- **Outer Cover:** PVDF 950g/m²
 - **Color:** White, Desert, Green, etc.
- **External Size:** 8.6m*8.6m
- **Lifespan:** 15 years
- **Tube Material:** Steel tube with baked paint finish
- **Insulation Liner:** Thermal Insulated Aluminum Foil Laminated Oxford Fabric
 - **Color:** White, Beige, Grey, etc.
- **External top height:** 3.6m
- **Wind Resistance:** Level 12



Q3

External
50m²

Inside
30m²

Terrace
5m²

Standard Configuration:

- Framework,
- Outer Cover
- Insulation Liner
- Glass Door * 1
- Glass Window * 1

Specifications

- **Tube Size:** 80*2mm
- **Outer Cover:** PVDF 950g/m²
 - **Color:** White, Desert, Green, etc.
- **External Size:** 8m*8m
- **Lifespan:** 15 years
- **Tube Material:** Steel tube with baked paint finish
- **Insulation Liner:** Thermal Insulated Aluminum Foil Laminated Oxford Fabric
 - **Color:** White, Beige, Grey, etc.
- **External top height:** 3.3m
- **Wind Resistance:** Level 12



J Series



Solar Exhaust Fan (Optional)

Solar energy storage remote control exhaust fan

Stove Jack(Optional)

Stove Jack kit, can be attached to regular fireplace chimney or custom stoves

Glass Door(Standard Configuration)

Double Glazed Aluminum Hollow Glass Door, the door and the frame combine perfectly and seamlessly

Glass Window(Standard Configuration)

Aluminum Glass Window, customized connection accessories to ensure sealing and waterproofing

Cover & Liner(Standard Configuration)


Outer cover: 950g/m² Double sided PVDF Architectural Membrane
Insulation liner: 280g/m² Double Layer Thermal Insulated Aluminum Foil Laminated Oxford Fabric

Framework (Standard Configuration)

High quality Q235 galvanized steel tube, baking paint surface(car-paint level)

Platform (Optional)

Anti-corrosion/anti-rust wood deck fixed by steel tube



J1



J2



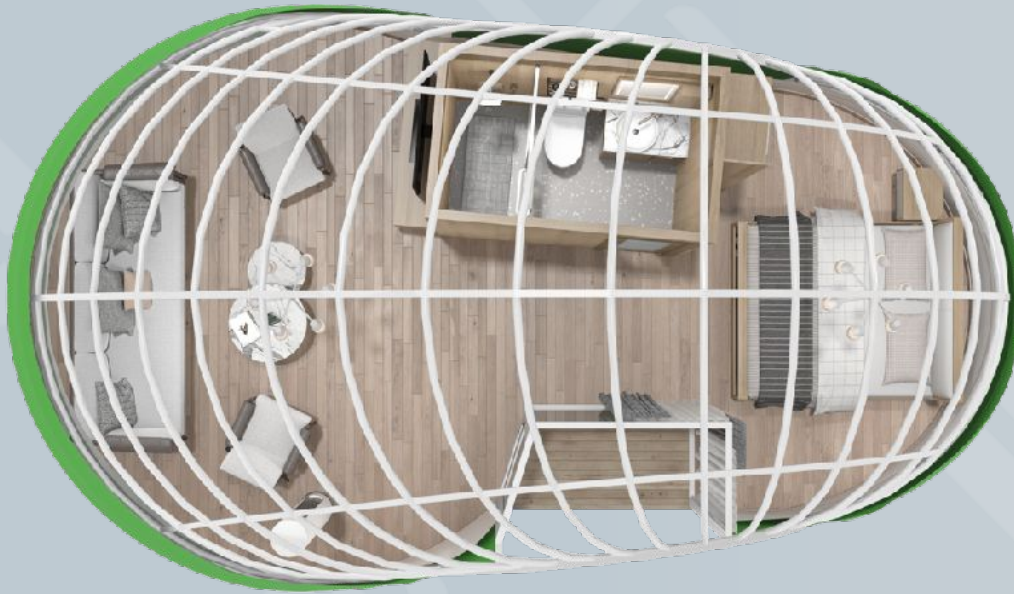
J3



J4

MORE STYLES

Optional Interior Add-ons



Bathroom Set(Optional)

- Wood Veneer Wall Panel*1
- Waterproof Floor*1
- Toilet*1
- Towel rack*1
- Ceiling*1
- Separated Shower*1
- Sink*1
- Shower-head set*1



Furniture(Optional)

- Solid wood bed/mat*1
- Wardrobe *1
- Tea table*1
- Nightstand*2
- TV Table *1
- Sofa(3+1+1)*1



Appliances(Optional)

- Air Conditioner*1(3P)
- TV*1
- Household Appliance*1
- Chandelier*1
- Water heater*1



Flooring System(Optional)

- Standard Click WPC Flooring
- Luxury Multilayer Solid Wood Flooring
- Electric Radiant Heating Solid Wood Flooring

J1


External
52m²

Inside
36m²

Terrace
3m²

Standard Configuration:

- Framework,
- Outer Cover
- Insulation Liner
- Glass Door * 1
- Glass Window * 1



Specifications

- **Tube Size:** 60*3mm
- **Outer Cover:** PVDF 950g/m²
 - **Color:** White, Desert, Green, etc.
- **External Size:** 6m*10.2m
- **Lifespan:** 15 years
- **Tube Material:** Steel tube with baked paint finish
- **Insulation Liner:** Thermal Insulated Aluminum Foil Laminated Oxford Fabric
 - **Color:** White, Beige, Grey, etc.
- **External top height:** 4m
- **Wind Resistance:** Level 12

J2

External
46m²

Inside
40m²

Terrace
4m²

Standard Configuration:

- Framework,
- Outer Cover
- Insulation Liner
- Glass Door * 2
- Glass Window * 1

Specifications

- **Tube Size:** 60*2mm
- **Outer Cover:** PVDF 950g/m²
 - **Color:** White, Desert, Green, etc.
- **External Size:** 3.5m*12.6m
- **Lifespan:** 15 years
- **Tube Material:** Steel tube with baked paint finish
- **Insulation Liner:** Thermal Insulated Aluminum Foil Laminated Oxford Fabric
 - **Color:** White, Beige, Grey, etc.
- **External top height:** 4.5m
- **Wind Resistance:** Level 12



J3

External
50m²

Inside
43m²

Terrace
5m²

Standard Configuration:

- Framework,
- Outer Cover
- Insulation Liner
- Glass Door * 2
- Glass Window * 4

Specifications

- **Tube Size:** 80*3mm
- **Outer Cover:** PVDF 950g/m²
 - **Color:** White, Desert, Green, etc.
- **External Size:** 5.7m*10m
- **Lifespan:** 15 years
- **Tube Material:** Steel tube with baked paint finish
- **Insulation Liner:** Thermal Insulated Aluminum Foil Laminated Oxford Fabric
 - **Color:** White, Beige, Grey, etc.
- **External top height:** 4.1m
- **Wind Resistance:** Level 10



J4

External
48m²

Inside
40m²

Terrace
6m²

Standard Configuration:

- Framework,
- Outer Cover
- Insulation Liner
- Glass Door * 1
- Glass Window * 1

Specifications

- **Tube Size:** 60*3mm
- **Outer Cover:** PVDF 950g/m²
 - **Color:** White, Desert, Green, etc.
- **External Size:** 6.7m*10.8m
- **Lifespan:** 15 years
- **Tube Material:** Steel tube with baked paint finish
- **Insulation Liner:** Thermal Insulated Aluminum Foil Laminated Oxford Fabric
 - **Color:** White, Beige, Grey, etc.
- **External top height:** 3.6m
- **Wind Resistance:** Level 10



L Series



Solar Exhaust Fan (Optional)

Solar energy storage remote control exhaust fan

Stove Jack(Optional)

Stove Jack kit, can be attached to regular fireplace chimney or custom stoves

Glass Door(Standard Configuration)

Double Glazed Aluminum Hollow Glass Door, the door and the frame combine perfectly and seamlessly

Glass Window(Standard Configuration)

Aluminum Glass Window, customized connection accessories to ensure sealing and waterproofing

Cover & Liner(Standard Configuration)

Outer cover: 950g/m² Double sided PVDF Architectural Membrane
Insulation liner: 280g/m² Double Layer Thermal Insulated Aluminum Foil Laminated Oxford Fabric

Framework (Standard Configuration)

High quality Q235 galvanized steel tube, baking paint surface(car-paint level)

Platform (Optional)

Anti-corrosion/anti-rust wood deck fixed by steel tube

Interior Optional Add-ons



Loft Floor(Optional)

Steel Structure, including
Floor and Railing



Bathroom Set(Optional)

- Wood Veneer Wall Panel*1
- Waterproof Floor*1
- Toilet*1
- Towel rack*1
- Ceiling*1
- Separated Shower*1
- Sink*1
- Shower-head set*1



Furniture(Optional)

- Solid wood bed/mat*1
- Wardrobe *1
- Leisure table*1
- Nightstand*2
- TV Stand *1
- Leisure Chair*2



Appliances(Optional)

- Air Conditioner*1(3P)
- TV*1
- Household Appliance*1
- Chandelier*1
- Water heater*1



Flooring System(Optional)

- Standard Click WPC Flooring
- Luxury Multilayer Solid Wood Flooring
- Electric Radiant Heating Solid Wood Flooring



External
47m²

Inside
29m²

Terrace
4m²

Standard Configuration:

- Framework,
- Outer Cover
- Insulation Liner
- Glass Door * 1
- Glass Window * 1

Specifications

- **Tube Size:** 80*3mm
- **Outer Cover:** PVDF 950g/m²
 - **Color:** White, Desert, Red, etc.
- **External Size:** 6.5m*7.7m
- **Lifespan:** 15 years
- **Tube Material:** Steel tube with baked paint finish
- **Insulation Liner:** Thermal Insulated Aluminum Foil Laminated Oxford Fabric
 - **Color:** White, Beige, Grey, etc.
- **External top height:** 4.3m
- **Wind Resistance:** Level 10



Furniture



Bathroom Set



50cm Night Stand
180cm Bed/Mattress
150cm Bed/Mattress
135cm Bed/Mattress



Leisure Chairs
Leisure Table



Tea Table
Sofa



50' TV
120cm TV Stand



80cm Wardrobe
100cm Wardrobe



Lounge Chair



Occasional Chair



80cm Sideboard



250cm Kitchenette
300cm Kitchenette



Diner Chairs
140cm Diner Table

About Us

Yards Home is a new high-end glamping products brand of Guangdong Yashe Construction Technology Co., Ltd. that focusing on providing safari tents, new glamping pods, safari lodge tents and glamping dome tents. All these glamping tent products are very suitable for leisure resorts, campsites, and Airbnb glamping projects.



Plant
10000m²



Employees
120



Patents
30



High and New
Technology
Enterprise
Certificate of
China



ISO 9001:2015
Certification

Showcases

CREATE FOR YOUR IMAGINATION

ALL FOR YOUR GLAMPING FANTASY!



The logo for EYARDS features a stylized 'E' icon on the left, composed of three horizontal bars of varying lengths. To the right of the icon, the word 'YARDS' is written in a bold, blocky, sans-serif font. The 'Y' and 'A' are particularly prominent, with the 'Y' having a wide base and the 'A' being a simple, flat-topped shape. The entire logo is rendered in a light blue color with a slight gradient and a subtle shadow effect.

EYARDS

THANK YOU FOR YOUR TIME!